

Size:
7.44 x 3.52 x 1.79 inches
189.0 x 89.5 x 45.5 mm

APPLICATIONS

- Medical Touch Panel PC
- Patient Monitoring System
- Ultrasound Systems

FEATURES

- Class I
- RoHS Compliant
- Input to Output: 2MOPP
- Up to 88% High Efficiency
- IEC-320-C14 AC Inlet
- Active Power Factor Correction
- Free Air Convection Cooling
- Ultra-low Leakage Current < 0.1mA
- Up to 100 Watts Output Power
- Single, Dual, and Triple Outputs
- 90-260VAC Input Voltage Range
- Over Current and Over Voltage Protection
- ANSI/AAMI ES 60601-1: 2005 (UL/cUL 3rd Edition), EN 60601-1:2006 (TUV/T-mark 3rd Edition)
- Optional ON/OFF Switch
- Optional Output Connectors Available

DESCRIPTION

The DTMPU101 series of class I medical AC/DC desktop power supplies provides up to 100 Watts of continuous output power in a 7.44" x 3.52" x 1.79" package. This series consists of single, dual, and triple output models with a wide input voltage range of 90~260VAC. Some features include high efficiency up to 88%, 2MOPP insulation, ultra-low leakage current < 0.1mA, and over current and over voltage protection. All models meet FCC Part-18 class B and CISPR-11 EN55011 class B emission limits. This series also has ANSI/AAMI ES 60601-1: 2005 (UL/cUL 3rd edition) and EN 60601-1:2006 (TUV/T-mark 3rd edition) medical approvals. All models are RoHS compliant and have been 100% burn-in tested.

MODEL SELECTION TABLE

SINGLE OUTPUT MODELS

Model Number	Input Voltage Range	Output Voltage ⁽¹⁾	Output Current	Total Regulation	N.L. Power Consumption	Output Power
DTMPU101-102	90 ~ 260 VAC	5 ~ 6 VDC	14.00 ~ 11.66 A	5%	3W	70W
DTMPU101-103	90 ~ 260 VAC	6 ~ 8 VDC	13.33 ~ 10.00 A	5%	3W	80W
DTMPU101-104	90 ~ 260 VAC	8 ~ 11 VDC	11.25 ~ 8.20 A	4%	3W	90W
DTMPU101-105	90 ~ 260 VAC	11 ~ 13 VDC	8.33 ~ 7.70 A	3%	3W	100W
DTMPU101-106	90 ~ 260 VAC	13 ~ 16 VDC	7.70 ~ 6.30 A	3%	3W	100W
DTMPU101-107	90 ~ 260 VAC	16 ~ 21 VDC	6.30 ~ 4.80 A	3%	3W	100W
DTMPU101-108	90 ~ 260 VAC	21 ~ 27 VDC	4.80 ~ 3.70 A	2%	3W	100W
DTMPU101-109	90 ~ 260 VAC	27 ~ 33 VDC	3.70 ~ 3.00 A	2%	3W	100W
DTMPU101-110	90 ~ 260 VAC	33 ~ 40 VDC	3.00 ~ 2.50 A	2%	3W	100W

DUAL OUTPUT MODELS

Model Number	Input Voltage Range	Output Voltage	Output Current		Max. Regulation	No Load Power Consumption	Output Power
			Min	Max			
DTMPU101-200	90 ~ 260 VAC	+3.3 VDC	1.0A	10A	7%	3W	69W
		+12.0 VDC	0.3A	3.0A	5%		
DTMPU101-201	90 ~ 260 VAC	+5.0 VDC	1.0A	10A	5%	3W	80W
		+12.0 VDC	0.3A	3.0A	5%		
DTMPU101-202	90 ~ 260 VAC	+5.0 VDC	1.0A	10A	5%	3W	80W
		+15.0 VDC	0.3A	3.0A	6%		
DTMPU101-203	90 ~ 260 VAC	+5.0 VDC	1.0A	10A	5%	3W	80W
		+24.0 VDC	0.2A	2.0A	7%		
DTMPU101-204	90 ~ 260 VAC	+3.3 VDC	1.0A	10A	7%	3W	55W
		+5.0 VDC	0.5A	5.0A	5%		
DTMPU101-209	90 ~ 260 VAC	+12 VDC	0.7A	7.0A	5%	3W	80W
		-12 VDC	0A	1.0A	5%		
DTMPU101-210	90 ~ 260 VAC	+15 VDC	0.6A	6.0A	5%	3W	80W
		-15 VDC	0A	1.0A	5%		
DTMPU101-212	90 ~ 260 VAC	+24.0 VDC	0.3A	3.0A	5%	4W	80W
		-24.0 VDC	0A	1.0A	5%		
DTMPU101-215	90 ~ 260 VAC	+5.0 VDC	1.0A	10A	5%	3W	74W
		-24.0 VDC	0A	1.0A	5%		

MODEL SELECTION TABLE
TRIPLE OUTPUT MODELS

Model Number	Input Voltage Range	Output Voltage	Output Current		Max. Regulation	No Load Power Consumption	Output Power	
			Min	Max				
DTMPU101-300	90 ~ 260 VAC	V _{O1}	+3.3 VDC	1.0A	10A	7%	3W	74W
		V _{O2}	+12 VDC	0.3A	3.0A	5%		
		V _{O3}	-12 VDC	0A	1.0A	5%		
DTMPU101-300-1	90 ~ 260 VAC	V _{O1}	+3.3 VDC	1.0A	10A	7%	3W	74W
		V _{O2}	+12 VDC	0.3A	3.0A	5%		
		V _{O3}	+12 VDC	0A	1.0A	5%		
DTMPU101-301	90 ~ 260 VAC	V _{O1}	+5 VDC	1.0A	10A	5%	4W	80W
		V _{O2}	+12 VDC	0.3A	3.0A	5%		
		V _{O3}	-5 VDC	0A	1.0A	5%		
DTMPU101-301-1	90 ~ 260 VAC	V _{O1}	+5 VDC	1.0A	10A	5%	4W	80W
		V _{O2}	+12 VDC	0.3A	3.0A	5%		
		V _{O3}	+5 VDC	0A	1.0A	5%		
DTMPU101-302	90 ~ 260 VAC	V _{O1}	+5 VDC	1.0A	10A	5%	4W	80W
		V _{O2}	+12 VDC	0.3A	3.0A	5%		
		V _{O3}	-12 VDC	0A	1.0A	5%		
DTMPU101-302-1	90 ~ 260 VAC	V _{O1}	+5 VDC	1.0A	10A	5%	4W	80W
		V _{O2}	+12 VDC	0.3A	3.0A	5%		
		V _{O3}	+12 VDC	0A	1.0A	5%		
DTMPU101-303	90 ~ 260 VAC	V _{O1}	+5 VDC	1.0A	10A	5%	4W	80W
		V _{O2}	+15 VDC	0.3A	3.0A	6%		
		V _{O3}	-15 VDC	0A	1.0A	5%		
DTMPU101-303-1	90 ~ 260 VAC	V _{O1}	+5 VDC	1.0A	10A	5%	4W	80W
		V _{O2}	+15 VDC	0.3A	3.0A	6%		
		V _{O3}	+15 VDC	0A	1.0A	5%		
DTMPU101-304	90 ~ 260 VAC	V _{O1}	+5 VDC	1.0A	10A	5%	3W	80W
		V _{O2}	+24 VDC	0.3A	3.0A	5%		
		V _{O3}	-24 VDC	0A	1.0A	5%		
DTMPU101-304-1	90 ~ 260 VAC	V _{O1}	+5 VDC	1.0A	10A	5%	3W	80W
		V _{O2}	+24 VDC	0.3A	3.0A	5%		
		V _{O3}	+24 VDC	0A	1.0A	5%		
DTMPU101-305	90 ~ 260 VAC	V _{O1}	+5 VDC	1.0A	10A	5%	4W	80W
		V _{O2}	+24 VDC	0.3A	3.0A	5%		
		V _{O3}	-12 VDC	0A	1.0A	5%		
DTMPU101-305-1	90 ~ 260 VAC	V _{O1}	+5 VDC	1.0A	10A	5%	4W	80W
		V _{O2}	+24 VDC	0.3A	3.0A	5%		
		V _{O3}	+12 VDC	0A	1.0A	5%		
DTMPU101-306	90 ~ 260 VAC	V _{O1}	+3.3 VDC	1.0A	10A	7%	3W	74W
		V _{O2}	+12 VDC	0.3A	3.0A	5%		
		V _{O3}	-5 VDC	0A	1.0A	5%		
DTMPU101-306-1	90 ~ 260 VAC	V _{O1}	+3.3 VDC	1.0A	10A	7%	3W	74W
		V _{O2}	+12 VDC	0.3A	3.0A	5%		
		V _{O3}	+5 VDC	0A	1.0A	5%		
DTMPU101-308	90 ~ 260 VAC	V _{O1}	+3.3 VDC	1.0A	10A	7%	3W	60W
		V _{O2}	+5 VDC	0.3A	3.0A	5%		
		V _{O3}	-12 VDC	0A	1.0A	5%		
DTMPU101-308-1	90 ~ 260 VAC	V _{O1}	+3.3 VDC	1.0A	10A	7%	3W	60W
		V _{O2}	+5 VDC	0.3A	3.0A	5%		
		V _{O3}	+12 VDC	0A	1.0A	5%		

NOTES

1. For single output models the output voltage is specified as a range (ex: 33~40VDC); the customer must specify what they would like the output voltage set at.
2. Optional ON/OFF switch is available for this series. Please call factory for ordering details.
3. Optional output connectors available. Please call factory for ordering details.
4. This product is Listed to applicable standards and requirements by UL.

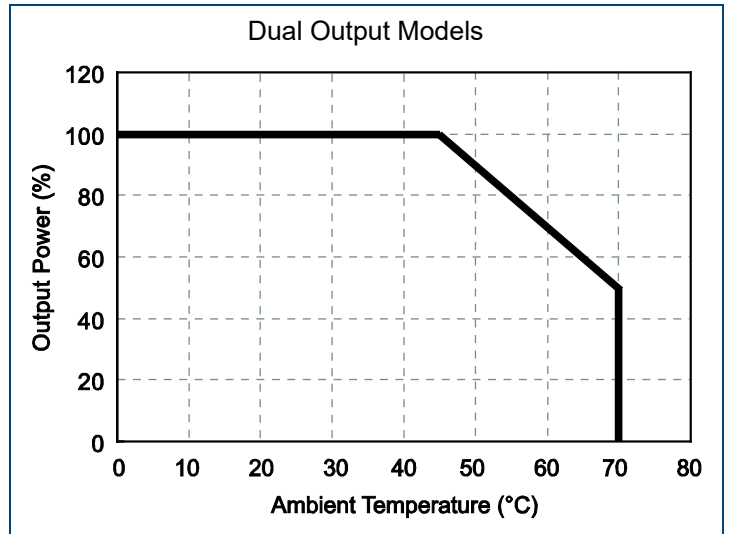
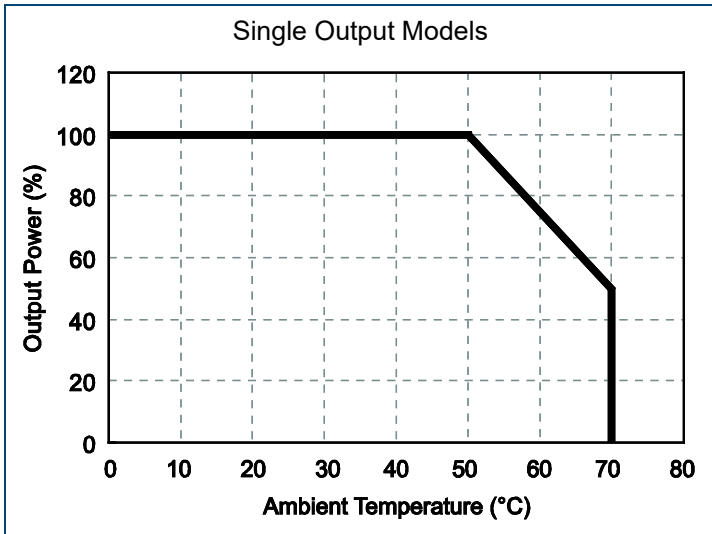
**Due to advances in technology, specifications subject to change without notice.*

SPECIFICATIONS: DTMPU101 SERIES

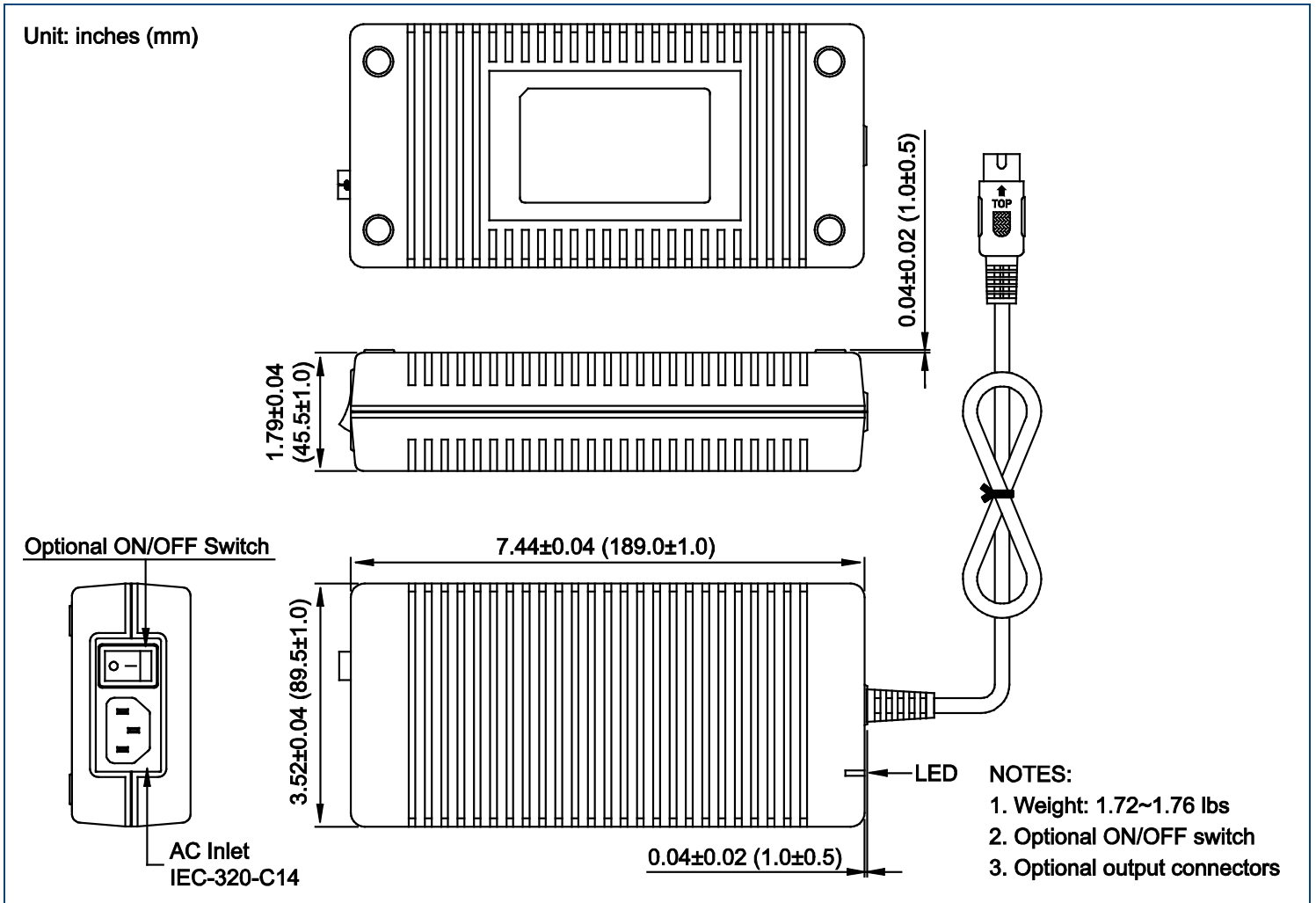
All specifications are based on 25°C, Nominal Input Voltage, and Maximum Output Current unless otherwise noted.
We reserve the right to change specifications based on technological advances.

SPECIFICATION	TEST CONDITIONS		Min	Typ	Max	Unit
INPUT SPECIFICATIONS						
Input Voltage	Safety Approvals Input Voltage Range		100		240	VAC
	Operating Input Voltage Range		90		260	
Input Frequency			47		63	Hz
Input Current	100VAC, full load			1.25		A
	240VAC, full load			0.5		
Inrush Current	115VAC, full load, 25°C, cold start				50	A
	230VAC, full load, 25°C, cold start				100	
No Load Power Consumption	230VAC, no load		See Table			
Power Factor Correction	230VAC, full load		0.95		1	
OUTPUT SPECIFICATIONS						
Output Voltage			See Table			
Line Regulation	LL to HL, full load		0.5		1	%
Load Regulation	230VAC		3		7	%
Output Power			See Table			
Output Current			See Table			
Ripple & Noise (peak to peak)	90VAC, full load	Outputs under 3.3VDC			2	%
		Others			1	
Hold-up Time	110VAC, full load		16			ms
Start-up Time	100VAC, full load		0.3		2	s
Transient Response Time	100VAC, Full load to half load				4	ms
Temperature Coefficient			-0.04		+0.04	%/°C
PROTECTION						
Over Voltage Protection			112		132	%
Over Current Protection			110		150	%
GENERAL SPECIFICATIONS						
Efficiency	230 VAC, full load		75		88	%
Dielectric Withstanding Voltage	Primary to Secondary (2MOPP Insulation)		6932			VDC
	Primary to PE		2121			
Isolation Resistance	Test Voltage = 500VDC		50			MΩ
Leakage Current	240VAC/60Hz				0.1	mA
ENVIRONMENTAL SPECIFICATIONS						
Operating Temperature	Single	Derating linearly from 100% Load at 50°C to 50% load at 70°C	0		+70	°C
	Dual & Triple	Derating linearly from 100% Load at 45°C to 50% load at 70°C	0		+70	
Storage Temperature			-40		+85	°C
Operating Humidity			0		95	%
Storage Humidity			0		95	%
Operating Altitude			Up to 3000m			
Cooling			Free air convection			
MTBF	MIL-HDBK-217F, 25°C		100,000			hours
PHYSICAL SPECIFICATIONS						
Weight			1.72~1.76 lbs (778~800g)			
Dimensions (L x W x H)			7.44 x 3.52 x 1.79 inches (189.0 x 89.5 x 45.5 mm)			
SAFETY & EMC						
Safety Approvals	ANSI/AAMI ES 60601-1: 2005 (UL/cUL 3rd edition) ⁽⁴⁾ ; EN 60601-1:2006 (TUV/T-mark 3rd edition); CE, CB, FCC					
EMI Requirements for CISPR-11	220VAC		B			Class
EMI Requirements for FCC PART-18	110VAC		B			Class

DERATING CURVES



MECHANICAL DRAWING



COMPANY INFORMATION

Wall Industries, Inc. has created custom and modified units for over 50 years. Our in-house research and development engineers will provide a solution that exceeds your performance requirements on-time and on budget. Our ISO9001: 2015 certification is just one example of our commitment to producing a high quality, well-documented product for our customers.

Our past projects demonstrate our commitment to you, our customer. Wall Industries, Inc. has a reputation for working closely with its customers to ensure each solution meets or exceeds form, fit and function requirements. We will continue to provide ongoing support for your project above and beyond the design and production phases. Give us a call today to discuss your future projects.

Contact **Wall Industries** for further information:

Phone: ☎ (603)778-2300
Toll Free: ☎ (888)597-9255
Fax: ☎ (603)778-9797
E-mail: sales@wallindustries.com
Web: www.wallindustries.com
Address: 37 Industrial Drive
Exeter, NH 03833

©2019 Wall Industries, Inc. Specifications subject to change without notice. Wall Industries is not responsible for typographical errors. The information contained herein is for informational purposes only. This information is provided by Wall Industries and we make no representations or warranties of any kind, express or implied, about the completeness, accuracy, reliability, suitability or availability with respect to the information contained in this document for any purpose. All product and manufacturer names are trademarks or registered trademarks of their respective companies.