


FEATURES

- Single Output Up to 14A
- High Efficiency up to 91%
- RoHS Directive Compliant
- Fixed Switching Frequency
- No Minimum Load Required
- Approved for Basic Insulation
- 2:1 Wide Input Voltage Range
- 60 Watts Maximum Output power
- **Call Factory for More Output Power Options**
- Chassis Mount Options: Open Frame, U Channel, and Enclosed Types Available



UL
TUV
CB
CE MARK (Pending)



SPECIFICATIONS: CMDD Series

All specifications apply @ 25°C ambient unless otherwise noted

INPUT SPECIFICATIONS

Input Voltage Range.....	24V nominal input	18 - 36VDC
	48V nominal input	36 - 75VDC
Under Voltage Lockout		
24V nominal input.....	DC-DC ON	17VDC typ.
	DC-DC OFF	15VDC typ.
48V nominal input.....	DC-DC ON	34VDC typ.
	DC-DC OFF	32VDC typ.
Input Voltage Variation	dv/dt.....	5V/ms max
	(Complies with ETS300 132 part 4.4)	
Input Surge Voltage (100ms max)	24V input.....	50VDC
	48V input.....	100VDC
Input Reflected Ripple Current (nominal Vin and FL).....		20mA _{p-p}
Start Up Time (nominal Vin and constant resistive load)		
Power Up.....		20ms max.
Remote ON/OFF		20ms max.
Remote ON/OFF		
Positive Logic	DC-DC ON	Open or 3V < Vr < 12V
	DC-DC OFF	Short or 0V < Vr < 1.2V
Negative Logic	DC-DC ON	Short or 0V < Vr < 1.2V
	DC-DC OFF	Open or 3V < Vr < 12V
Remote Off Input Current (nominal Vin)		3mA

OUTPUT SPECIFICATIONS

Output Voltage	see table
Voltage Accuracy (nom Vin and full load)	±1%
Voltage Adjustability	±10%
Output Current	see table
Output Power	60 watts max.
Line Regulation (LL to HL at FL).....	±0.2%
Load Regulation (no load to 100% load).....	±0.5%
Minimum Load.....	0mA
Output Ripple & Noise.....	see table
Transient Response Recovery Time (25% load step change).....	250us

PROTECTION SPECIFICATIONS

Over Voltage Protection	3.3V Output.....	3.7V - 5.4V
(Ctrl. voltage clamp)	5V Output.....	5.6V - 7.0V
	12V Output.....	13.5V - 19.6V
	15V Output.....	16.8V - 20.5V
Over Load Protection (% of FL at nominal input).....		150% max.
Short Circuit Protection		Hiccup, automatic recovery
Over Temperature Protection		110°C typ

GENERAL SPECIFICATIONS

Efficiency	see table
Switching Frequency	300KHz typ.
Isolation Voltage (Input to Output).....	1600VDC min.
Isolation Voltage (Input to Case)	1600VDC min.
Isolation Voltage (Output to Case).....	1600VDC min.
Isolation Resistance	10 ⁹ ohms min.
Isolation Capacitance.....	1500pF max.

ENVIRONMENTAL SPECIFICATIONS

Operating Ambient Temperature	-40°C to +50°C (without derating)
	+50°C to +105°C (with derating)
Storage Temperature	-55°C ~ +125°C
Maximum Case Temperature	+105°C
Relative Humidity	5% to 95% RH
Temperature Coefficient.....	±0.02% / °C max.
Thermal Impedance (See Note 3)	
Without Heat-Sink	9.2°C / Watt
With Heat-Sink	7.6°C/Watt
Thermal Shock.....	MIL-STD-810D
Vibration.....	10~55Hz, 10G, 30 minutes along X, Y, and Z
MTBF (See Note 2).....	Bellcore TR-NWT-000332..... 1.093 x 10 ⁶ hrs
	MIL-STD-217F..... 1.096 x 10 ⁵ hrs

PHYSICAL SPECIFICATIONS

Potting material of the DC/DC Converter.....	Epoxy (UL94-V0)
Shielding of the DC/DC Converter.....	six – sided
Weight	Approximately 7oz
Dimensions	4.00(L) x 2.25(W) x 0.81(H) inches

SAFETY & EMC

Approvals and Standards	IEC60950-1, UL60950-1 ⁽¹⁰⁾ , EN60950-1	
Conducted Emissions	EN55022..... Class A	
Radiated Emissions	EN55022	
ESD	EN61000-4-2	Perf. Criteria B
Radiated Immunity	EN61000-4-3	Perf. Criteria A
Fast Transient	EN61000-4-4	Perf. Criteria B
Surge.....	EN61000-4-5	Perf. Criteria B
Conducted Immunity	EN61000-4-6	Perf. Criteria A

Due to advances in technology, specifications subject to change without notice

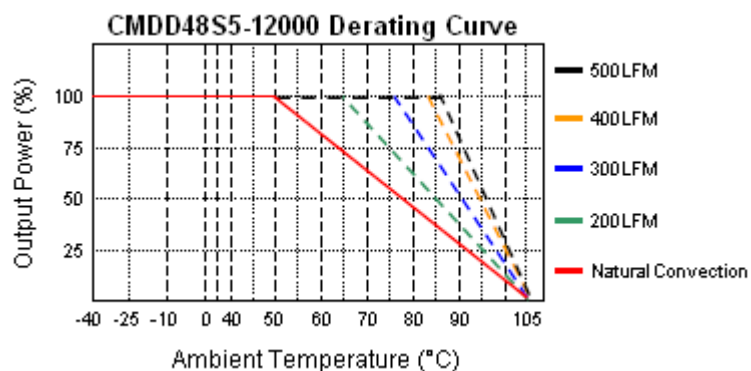
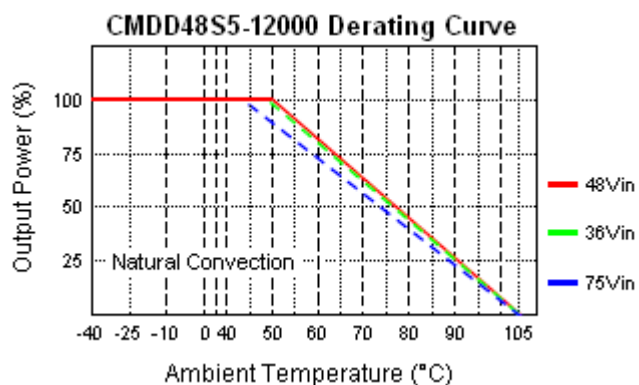
OUTPUT VOLTAGE / CURRENT RATING CHART

Model Number	Input Range	Output Voltage	Output Current		Output Ripple & Noise	Input Current		Efficiency ⁽⁶⁾	Max Capacitive Load ⁽⁷⁾
			Min. Load	Full Load		No load ⁽⁴⁾	Full Load ⁽⁵⁾		
CMDD24S3.3-14000	24VDC (18 – 36 VDC)	3.3 VDC	0mA	14,000mA	75mVp-p	90mA	2264mA	89%	36,000µF
CMDD24S5-12000		5 VDC	0mA	12,000mA	75mVp-p	100mA	2874mA	91%	20,400µF
CMDD24S12-5000		12 VDC	0mA	5000mA	100mVp-p	120mA	2907mA	90%	3550µF
CMDD24S15-4000		15 VDC	0mA	4000mA	100mVp-p	120mA	2907mA	90%	2300µF
CMDD48S3.3-14000	48VDC (36 – 75 VDC)	3.3 VDC	0mA	14,000mA	75mVp-p	90mA	1132mA	89%	36,000µF
CMDD48S5-12000		5 VDC	0mA	12,000mA	75mVp-p	100mA	1437mA	91%	20,400µF
CMDD48S12-5000		12 VDC	0mA	5000mA	100mVp-p	100mA	1453mA	90%	3550µF
CMDD48S15-4000		15 VDC	0mA	4000mA	100mVp-p	100mA	1453mA	90%	2300µF

NOTES

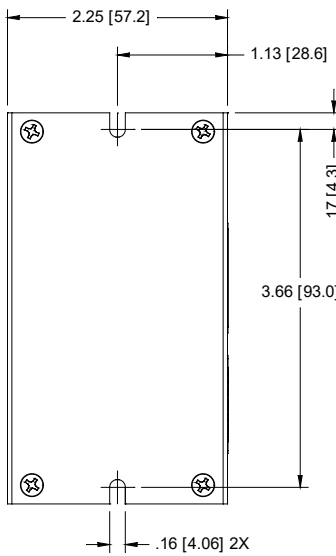
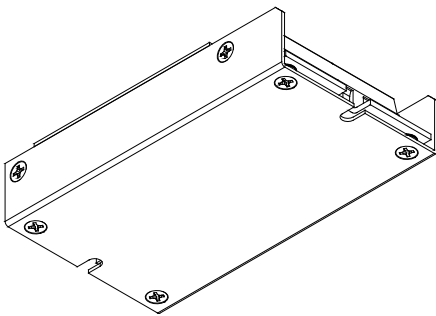
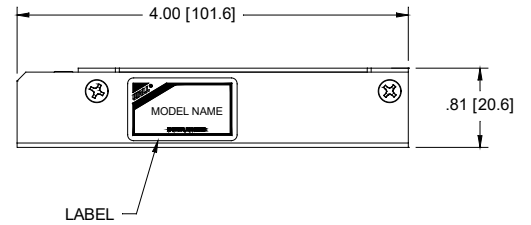
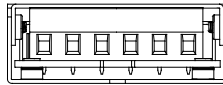
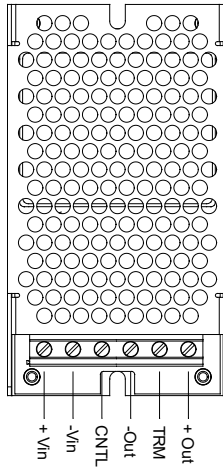
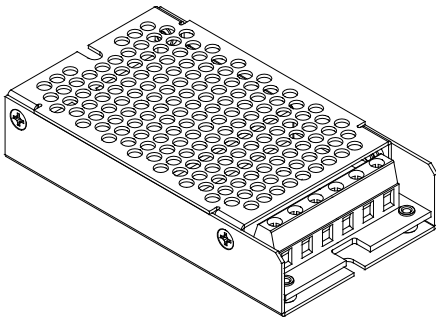
- The ON/OFF control function: There are positive (standard) and negative logic (option). The pin voltage is referenced to negative input. To order negative logic ON/OFF control add the suffix "R" to the part number (Ex: CMDD48S5-12000R).
- BELLCORE TR-NWT-000332. Case I: 50% Stress, Temperature at 40°C. (Ground fixed and controlled environment). MIL-STD-217F Notice2 @ Ta=25°C, Full Load (Ground, Benign, controlled environment).
- Heat sink is optional. Please call factory for ordering details.
- Typical Value at nominal input voltage.
- Maximum value at nominal input voltage and full load
- Typical Value at nominal input voltage and full load.
- Test by minimum Vin and constant resistive load.
- Chassis Mount Options: No suffix for open frame, "U" suffix for U Channel, and "E" suffix for Enclosed type.
- The "Sense" option is not available for this series.
- This product is Listed to applicable standards and requirements by UL.

DERATING CURVES & EFFICIENCY GRAPHS



MECHANICAL DRAWING

Unit: inches [mm]



COMPANY INFORMATION

Wall Industries, Inc. has created custom and modified units for over 50 years. Our in-house research and development engineers will provide a solution that exceeds your performance requirements on-time and on budget. Our ISO9001: 2015 certification is just one example of our commitment to producing a high quality, well-documented product for our customers.

Our past projects demonstrate our commitment to you, our customer. Wall Industries, Inc. has a reputation for working closely with its customers to ensure each solution meets or exceeds form, fit and function requirements. We will continue to provide ongoing support for your project above and beyond the design and production phases. Give us a call today to discuss your future projects.

Contact **Wall Industries** for further information:

Phone: ☎(603)778-2300
Toll Free: ☎(888)597-9255
Fax: ☎(603)778-9797
E-mail: sales@wallindustries.com
Web: www.wallindustries.com
Address: 37 Industrial Drive
Exeter, NH 03833

©2019 Wall Industries, Inc. Specifications subject to change without notice. Wall Industries is not responsible for typographical errors. The information contained herein is for informational purposes only. This information is provided by Wall Industries and we make no representations or warranties of any kind, express or implied, about the completeness, accuracy, reliability, suitability or availability with respect to the information contained in this document for any purpose. All product and manufacturer names are trademarks or registered trademarks of their respective companies.