


FEATURES

- Single Output
- RoHS Compliance
- MTBF: 50,000 Hours
- CEC Compliance (Optional)
- Models come in US, UK, EU, AUS, and C Types



- Over Voltage and Short Circuit Protective Installation
- Class II UL60950 (LPS) Equivalent to UL1030 Class II

DESCRIPTION

The WMEA1030 series of AC/DC wall mount power supplies provides up to 30 watts of output power. All models have a single output and an input voltage range of 90~264VAC. This series is CEC compliant (optional), RoHS compliant, and has over voltage and short circuit protection. Models are available in United States (U suffix), United Kingdom (K suffix), Europe (E suffix), Australia (A suffix), and China (C suffix) types.

SPECIFICATIONS: WMEA1030 Series	
All specifications are based on 25°C, Nominal Input Voltage, and Maximum Output Current unless otherwise noted. We reserve the right to change specifications based on technological advances.	
INPUT SPECIFICATIONS	
Input Voltage Range	100 ~ 240VAC (90 ~ 264VAC limit)
Input Frequency	47 ~ 63Hz (50~60Hz limit)
Input Current	≤ 1.0A
Inrush Current	≤ 60A
OUTPUT SPECIFICATIONS	
Output Current	See Table
Output Voltage Range	See Table
Line Regulation	1% max.
Load Regulation	±5%
Output Power	See Table
Ripple & Noise (20MHz BW)	See Table
Hold-up Time	≥ 8.3ms
Turn-on Time	≥ 3s
PROTECTION	
Over Voltage Protection	Auto-recovery
Short Circuit Protection	Auto-recovery
GENERAL SPECIFICATIONS	
Efficiency	80% min.
Class I or Class II	Class II
ENVIRONMENTAL SPECIFICATIONS	
Operating Temperature	0°C to +40°C
Storage Temperature	-20°C to +85°C
Storage Humidity	5% to 95%
MTBF	50,000 hours
PHYSICAL SPECIFICATIONS	
Dimensions (L x W x H)	3.94 x 1.59 x 1.22 inches 100 x 40.5 x 31 mm
Standard plug	Optional
Weight	7.76oz (220g)
SAFETY & EMC	
Safety Standards ⁽³⁾	UL/cUL UL 60065, UL60950 (LPS) equiv. to Class 2 (UL1310), EN/IEC 60950, CCC, FCC, CE, CB, DoIR+C-Tick, PSE

MODEL SELECTION TABLE

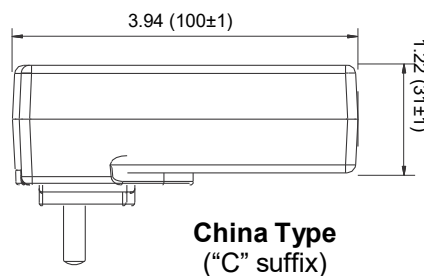
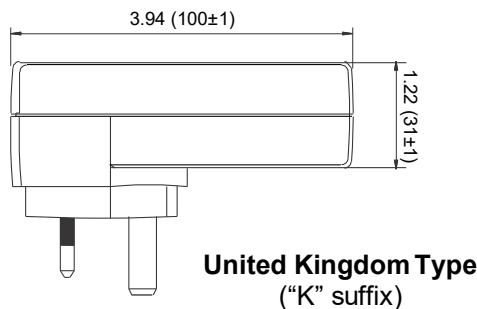
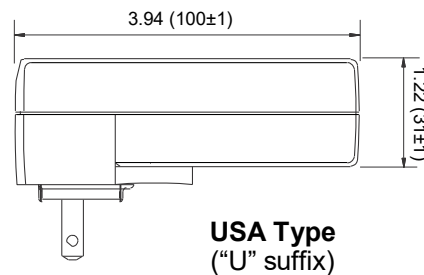
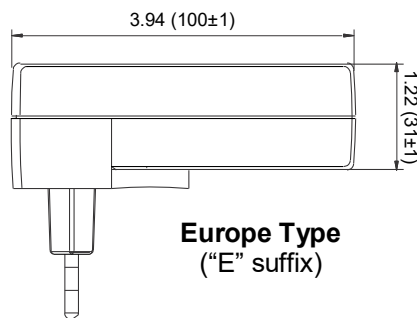
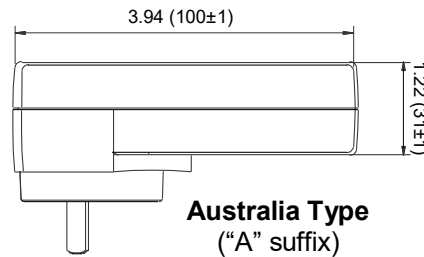
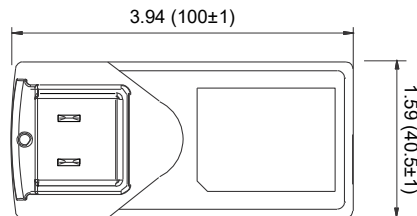
Model ⁽¹⁾	Input Voltage	Preset Output Voltage	Output Voltage ⁽²⁾	Maximum Output Current	Ripple & Noise	Maximum Output Power
WMEA1030Ax	100 ~ 240VAC	8 VDC	5VDC ~ 8VDC	3.5A	100mVp-p	25W
WMEA1030x	100 ~ 240VAC	12 VDC	9VDC ~ 12VDC	3A	250mVp-p	30W
WMEA1030Cx	100 ~ 240VAC	20 VDC	13VDC ~ 20VDC	2.3A	250mVp-p	30W
WMEA1030Dx	100 ~ 240VAC	35 VDC	21VDC ~ 35VDC	1.42A	350mVp-p	30W

NOTES

1. The "x" suffix can be **U** (USA Type), **E** (Europe Type), **K** (United Kingdom Type), **A** (Australia Type), or **C** (China Type).
2. The output voltage is specified as a range (Ex: 21 ~ 35VDC); the preset voltage will be set as standard models if nothing different is requested. Please contact factory for ordering details.
3. This product is Listed to applicable standards and requirements by UL.
**Due to advances in technology, specifications subject to change without notice.*

MECHANICAL DRAWING

Unit: inches (mm)



COMPANY INFORMATION

Wall Industries, Inc. has created custom and modified units for over 50 years. Our in-house research and development engineers will provide a solution that exceeds your performance requirements on-time and on budget. Our ISO9001: 2015 certification is just one example of our commitment to producing a high quality, well-documented product for our customers.

Our past projects demonstrate our commitment to you, our customer. Wall Industries, Inc. has a reputation for working closely with its customers to ensure each solution meets or exceeds form, fit and function requirements. We will continue to provide ongoing support for your project above and beyond the design and production phases. Give us a call today to discuss your future projects.

Contact **Wall Industries** for further information:

Phone: ☎(603)778-2300
Toll Free: ☎(888)597-9255
Fax: ☎(603)778-9797
E-mail: sales@wallindustries.com
Web: www.wallindustries.com
Address: 37 Industrial Drive
Exeter, NH 03833

©2019 Wall Industries, Inc. Specifications subject to change without notice. Wall Industries is not responsible for typographical errors. The information contained herein is for informational purposes only. This information is provided by Wall Industries and we make no representations or warranties of any kind, express or implied, about the completeness, accuracy, reliability, suitability or availability with respect to the information contained in this document for any purpose. All product and manufacturer names are trademarks or registered trademarks of their respective companies.